

**Step 0:**  
**Download povo2.0 App**  
**with iPhone**

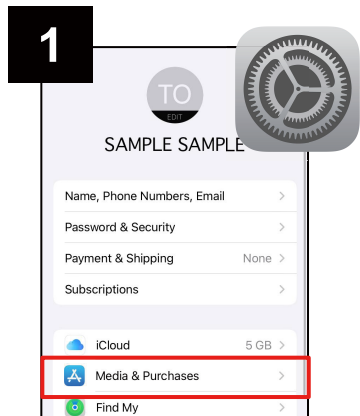


iPhone

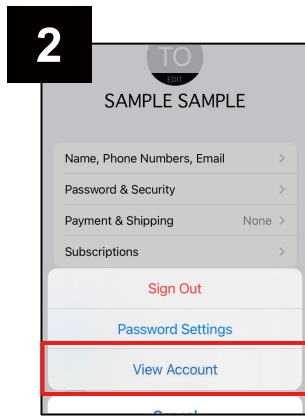


# How to Download povo2.0 App with iPhone

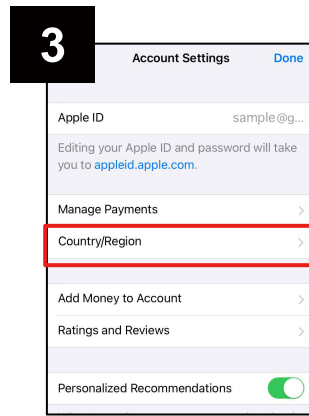
# (Changing App store region)



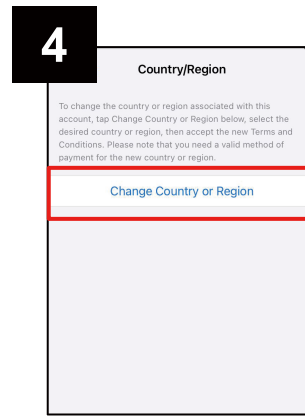
1 Open the Settings app. Tap your name, then tap "Media & Purchases"



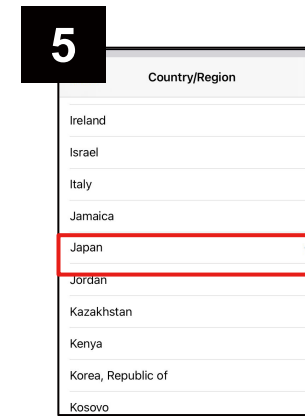
2 Tap "View Account". You may be asked to sign in.



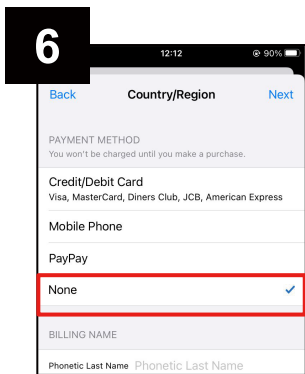
3 Tap "Country/Region"



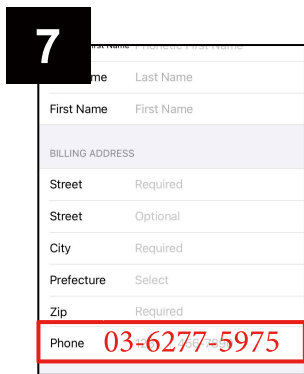
4 Tap "Change Country or Region"



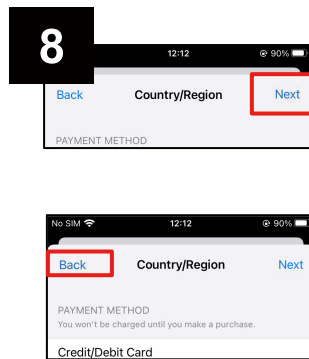
5 Choose "Japan" and then review the terms and conditions.



6 Select a payment method as "None".  
**\*If "None" does not appear, please refer to the information on the next page.**  
**You can create a new Apple ID to download Japanese Apps.**



7 Fill out your name and Japanese address as billing address. You will also be asked to fill in a phone number. Please use "03-6277-5975" temporarily.



8 Tap "Next" and then "Back" once you are finished.



9 Scan the QR Code above.



10 You should now be able to install the povo App.



iPhone

# How to Download povo2.0 App with iPhone (If you are unable to change regions)

## Create Your Apple ID

One Apple ID is all you need to access all Apple services.

You already have an Apple ID? [Find it here >](#)

last name first name

**Important Point**

COUNTRY / REGION  
Japan

Date of birth

**Important Point**

name@example.com  
This will be your new Apple ID.

password

confirm password

**Important Point**

+81 (Japan)

phone number

Make sure you enter a phone number you can always access. It will be used to verify your identity any time you sign in on a new device or web browser. Messaging or data rates may apply.

Verify with a:  Text message  Phone call

## How to Create Other Apple ID to download Japanese Apps

1. Go to <https://appleid.apple.com/> and select “Create Your Apple ID”
2. Make sure to select “**Japan**” as Country / Region.
3. Make sure the email address is different from the one you use for your current Apple ID.
4. Make sure to put your phone number to receive SMS.
5. When you receive one time passcode via SMS or Phone call, follow the instruction.

\*For those who do not have a Japanese phone number, please ask a friend or the school admin for help.